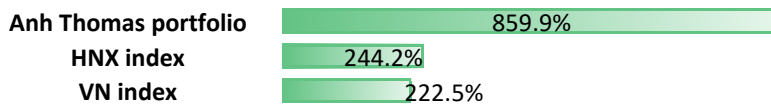


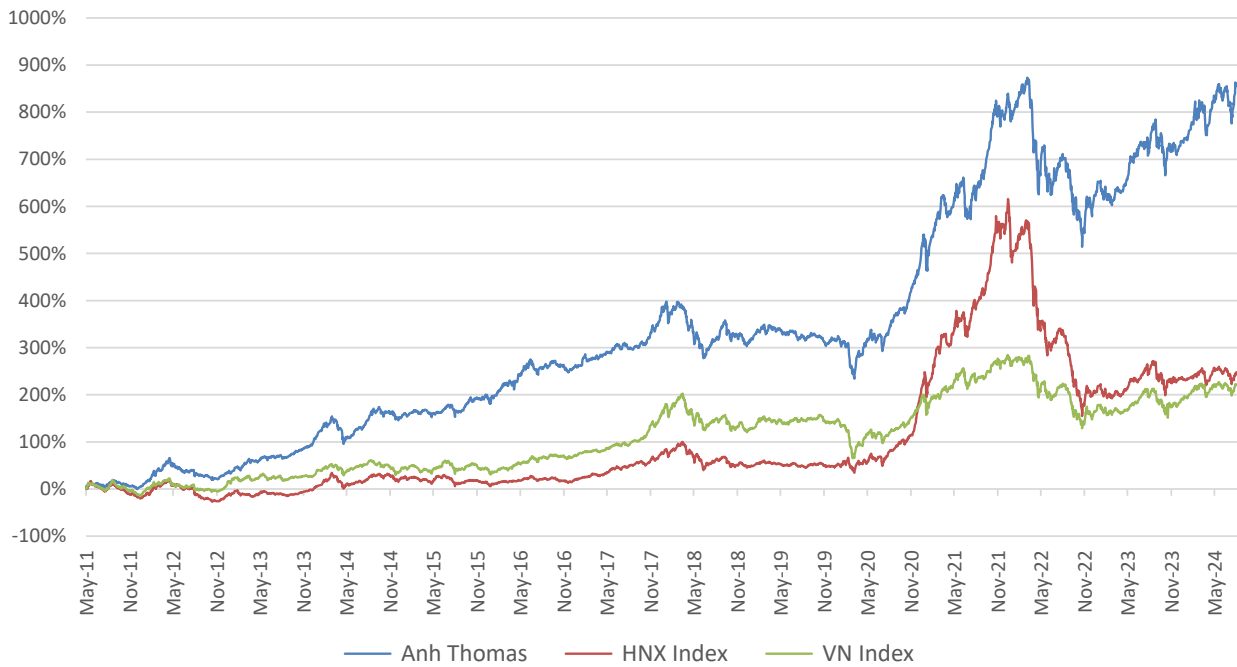
We measure only the performance of the money that was invested. We factor in any cash received in the form of dividends from stocks purchased and any realized cash that was held resultant of the sale of a stock. We do not however factor in sums received for investment that did not enter the investment cycle. Please remember that past performance is no guarantee of future results.

## Portfolio Performance

In August, the VN-Index rose by 2.6%, with notable gains in sectors like Industrial Goods & Services, Oil & Gas, and Technology. Despite a quieter trading week leading into the holiday, the index remains up 13.8% year-to-date, outperforming other major ASEAN markets. In August 2024, Hanoi index is up by 0.9% and Ho Chi Minh index is up by 2.6%. Our reference portfolio is up by 4.4%. Anh Thomas returns over the long run are quite impressive. Since being launched, Anh Thomas portfolio overall return is 859.9%, greatly outperforming both Hanoi and Ho Chi Minh indexes (244.2% and 222.5% respectively).



## Anh Thomas Vs Vietnamese indexes



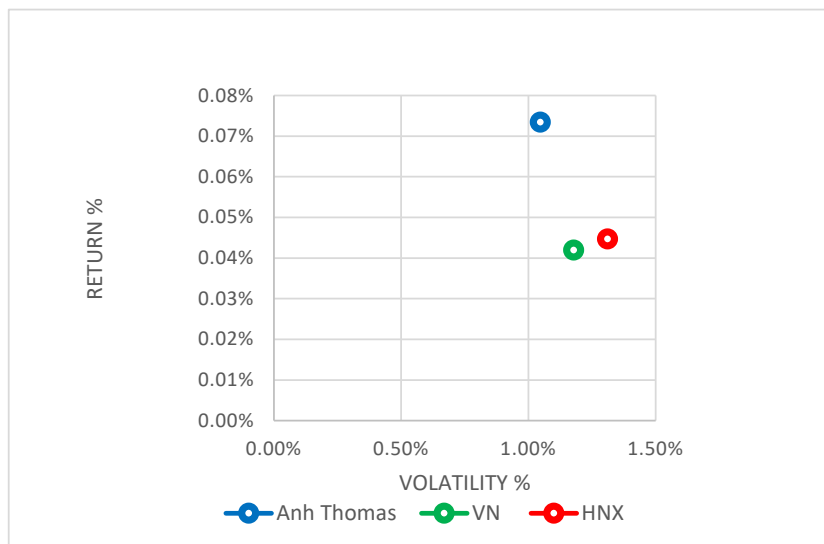
### PERFORMANCE

	LAST 3 MONTHS	6 MONTHS	12 MONTHS	3 YEARS
<b>Anh Thomas portfolio</b>	3.4%	7.8%	12.5%	37.4%
<b>HNX index</b>	-2.3%	0.9%	-4.9%	-24.5%
<b>VN index</b>	1.8%	2.5%	4.9%	-2.0%



## Daily return vs Daily volatility

Anh Thomas portfolio has not only managed to perform far better than the main Vietnamese indexes but it has also managed to do so with a reasonably low volatility.



## Current Diversification

Diversification is a key element of our long-term investment strategy. A diversified portfolio is expected to deliver the same expected return with lower expected risk compared to an undiversified or partially diversified portfolio.

Sector	Weighting
Industrials	21.7%
Consumer Goods	16.1%
Financials	21.1%
Utilities	8.5%
Oil & Gas	8.7%
Technology	8.1%
Basic Materials	4.1%
Consumer Services	2.7%
Health Care	6.9%
Money Market	1.3%
Bonds	0.1%

